





Microsoft Office 2016 Step by Step


Joan Lambert
Curtis Frye

Contents

	Introduction	xi
	Who this book is for	xi
	The <i>Step by Step</i> approach	xii
	Download the practice files	xii
	Ebook edition	xv
	Get support and give feedback	xv
	Errata and support	xv
	We want to hear from you	xvi
Stay in touch	xvi	

Part 1: Microsoft Office 2016

	Explore Office 2016	3
	Work in the Office user interface	4
	Identify app window elements	5
	Sidebar: Tell me what you want to do	10
	Work with the ribbon and status bar	12
Sidebar: Adapt exercise steps	16	

	Give us feedback Tell us what you think of this book and help Microsoft improve our products for you. Thank you! http://aka.ms/tellpress
---	---

Change Office and app options	18
Manage account information	18
Manage app options	22
Customize the Quick Access Toolbar	25
Customize the ribbon	29
Skills review	34
Practice tasks	35

2

Create and manage files	39
Create files	40
Open and move around in files	43
Display different views of files	48
Display and edit file properties	53
Sidebar: File types and compatibility with earlier versions of Office apps	54
Save and close files	56
Sidebar: Save files to OneDrive	60
Skills review	62
Practice tasks	63

Part 2: Microsoft Word 2016

3

Modify the structure and appearance of text	69
Apply paragraph formatting	70
Configure alignment	71
Configure vertical spacing	72
Configure indents	76
Sidebar: Configure paragraph borders and shading	79
Structure content manually	79
Apply character formatting	84
Sidebar: Character formatting and case considerations	91
Create and modify lists	91
Sidebar: Format text as you type	96

Apply built-in styles to text	97
Apply styles	97
Manage outline levels	101
Change the document theme	104
Skills review	108
Practice tasks	109

4

Collaborate on documents	115
Mark up documents	116
Insert comments	116
Track changes	119
Display and review document markup	122
Display markup	122
Review and respond to comments	128
Review and process tracked changes	130
Sidebar: Remember to check for errors	133
Compare and merge documents	133
Compare and combine separate copies of a document	134
Compare separate versions of a document	136
Control content changes	137
Restrict actions	138
Restrict access by using a password	144
Sidebar: Restrict access by using rights management	149
Coauthor documents	149
Skills review	153
Practice tasks	154

5

Merge data with documents and labels	159
Understand the mail merge process	160
Start the mail merge process	161
Get started with letters	162
Get started with labels	163
Get started with email messages	166

Choose and refine the data source	168
Select an existing data source	169
Create a new data source	172
Refine the data source records	173
Sidebar: Refresh data	178
Insert merge fields	178
Preview and complete the merge	181
Create individual envelopes and labels	184
Generate individual envelopes	184
Generate individual mailing labels	188
Skills review	190
Practice tasks	191

Part 3: Microsoft Excel 2016

6

Perform calculations on data	197
Name groups of data	198
Define Excel tables	201
Create formulas to calculate values	205
Sidebar: Operators and precedence	218
Summarize data that meets specific conditions	219
Set iterative calculation options and enable or disable automatic calculation	225
Use array formulas	227
Find and correct errors in calculations	229
Skills review	235
Practice tasks	236

7

Manage worksheet data	239
Limit data that appears on your screen	240
Manipulate worksheet data	245
Sidebar: Select list rows at random	246
Summarize data in worksheets that have hidden and filtered rows.	247
Find unique values within a data set	253
Define valid sets of values for ranges of cells	255
Skills review	257
Practice tasks	258

8

Reorder and summarize data	261
Sort worksheet data	262
Sort data by using custom lists	268
Organize data into levels.	271
Look up information in a worksheet	276
Skills review	279
Practice tasks	280

9

Analyze alternative data sets	283
Examine data by using the Quick Analysis Lens	284
Define an alternative data set	286
Define multiple alternative data sets	290
Analyze data by using data tables	292
Vary your data to get a specific result by using Goal Seek	295
Find optimal solutions by using Solver	297
Analyze data by using descriptive statistics.	303
Skills review	305
Practice tasks	306

Part 4: Microsoft PowerPoint 2016

10

Create and manage slides	313
Add and remove slides	314
Insert new slides	316
Copy and import slides and content	317
Sidebar: SharePoint slide libraries	322
Hide and delete slides	324
Divide presentations into sections	326
Rearrange slides and sections	329
Apply themes	331
Change slide backgrounds	336
Sidebar: Non-theme colors	344
Skills review	346
Practice tasks	347

11

Insert and manage simple graphics	351
Insert, move, and resize pictures	352
Sidebar: Graphic formats	355
Edit and format pictures	356
Draw and modify shapes	361
Draw and add text to shapes	362
Sidebar: Locate additional formatting commands	364
Move and modify shapes	365
Format shapes	367
Sidebar: Connect shapes	371
Capture and insert screen clippings	372
Create a photo album	375
Skills review	380
Practice tasks	381

12

Add sound and movement to slides	385
Animate text and pictures on slides	386
Sidebar: Animate this	392
Customize animation effects	396
Sidebar: Bookmark points of interest in media clips	402
Add audio content to slides	404
Add video content to slides	410
Compress media to decrease file size	415
Skills review	417
Sidebar: Hyperlink to additional resources	418
Practice tasks	420

Part 5: Microsoft Outlook 2016

13

Send and receive email messages	427
Create and send messages	428
Create messages	429
Troubleshoot message addressing	434
Save and send messages	438
Sidebar: Send from a specific account	440
Attach files and Outlook items to messages	444
Sidebar: New mail notifications	451
Display messages and message attachments	452
Display message content	452
Display attachment content	454
Display message participant information	459
Respond to messages	464
Sidebar: Resending and recalling messages	468
Skills review	471
Practice tasks	472

14

Organize your Inbox	475
Display and manage conversations	476
Arrange messages by specific attributes	482
Categorize items	486
Sidebar: Store information in Outlook notes	490
Organize messages in folders	494
Sidebar: Print messages	498
Skills review	499
Practice tasks	500

15

Manage scheduling	503
Schedule appointments and events	504
Sidebar: Add holidays to your calendar	508
Convert calendar items	510
Configure calendar item options	512
Schedule and change meetings	518
Respond to meeting requests	526
Display different views of a calendar	528
Sidebar: Use the Date Navigator	532
Skills review	535
Practice tasks	536
Index	541
About the authors	564



Give us feedback

Tell us what you think of this book and help Microsoft improve our products for you. Thank you!

<http://aka.ms/tellpress>