

introduction TO MANAGERIAL ACCOUNTING

8TH EDITION

PETER C. BREWER, Ph.D.

Wake Forest University

RAY H. GARRISON, D.B.A., CPA

Professor Emeritus

Brigham Young University


ERIC W. NOREEN, Ph.D., CMA

Professor Emeritus

University of Washington


Accounting Circle Professor of Accounting

Temple University



BRIEF CONTENTS

<i>PROLOGUE</i>	Managerial Accounting: An Overview	1
<i>CHAPTER ONE</i>	Managerial Accounting and Cost Concepts	24
<i>CHAPTER TWO</i>	Job-Order Costing: Calculating Unit Product Costs	62
<i>CHAPTER THREE</i>	Job-Order Costing: Cost Flows and External Reporting	96
<i>CHAPTER FOUR</i>	Activity-Based Costing	146
<i>CHAPTER FIVE</i>	Process Costing	184
<i>CHAPTER SIX</i>	Cost-Volume-Profit Relationships	216
<i>CHAPTER SEVEN</i>	Variable Costing and Segment Reporting: Tools for Management	280
<i>CHAPTER EIGHT</i>	Master Budgeting	332
<i>CHAPTER NINE</i>	Flexible Budgets, Standard Costs, and Variance Analysis	390
<i>CHAPTER TEN</i>	Performance Measurement in Decentralized Organizations	466
<i>CHAPTER ELEVEN</i>	Differential Analysis: The Key to Decision Making	506
<i>CHAPTER TWELVE</i>	Capital Budgeting Decisions	562
<i>CHAPTER THIRTEEN</i>	Statement of Cash Flows	614
<i>CHAPTER FOURTEEN</i>	Financial Statement Analysis	658
	Integration Exercises	698
	Index	709



CONTENTS

PROLOGUE 1

Managerial Accounting: An Overview 1

WHAT IS MANAGERIAL ACCOUNTING? 2

- Planning 3
- Controlling 4
- Decision Making 4

WHY DOES MANAGERIAL ACCOUNTING MATTER TO YOUR CAREER? 5

- Business Majors 6
- Accounting Majors 7
- Professional Certification—A Smart Investment 7

MANAGERIAL ACCOUNTING: BEYOND THE NUMBERS 9

- An Ethics Perspective 9
- Code of Conduct for Management Accountants 9
- A Strategic Management Perspective 11
- An Enterprise Risk Management Perspective 12
- A Corporate Social Responsibility Perspective 14
- A Process Management Perspective 15
- A Leadership Perspective 17
 - Intrinsic Motivation 17
 - Extrinsic Incentives 17
 - Cognitive Bias 18

- Summary 18
- Glossary 18
- Questions 19
- Exercises 19

CHAPTER ONE 24

Managerial Accounting and Cost Concepts 24

COST CLASSIFICATIONS FOR ASSIGNING COSTS TO COST OBJECTS 26

- Direct Cost 26
- Indirect Cost 27

COST CLASSIFICATIONS FOR MANUFACTURING COMPANIES 27

- Manufacturing Costs 27
 - Direct Materials 27
 - Direct Labor 28
 - Manufacturing Overhead 28
- Nonmanufacturing Costs 29

COST CLASSIFICATIONS FOR PREPARING FINANCIAL STATEMENTS 29

- Product Costs 29
- Period Costs 30

COST CLASSIFICATIONS FOR PREDICTING COST BEHAVIOR 31

- Variable Cost 31
- Fixed Cost 33
- The Linearity Assumption and the Relevant Range 34
- Mixed Costs 36
- Cost Terminology—A Closer Look 37

COST CLASSIFICATIONS FOR DECISION MAKING 38

- Differential Cost and Revenue 38
- Sunk Cost and Opportunity Cost 39

USING DIFFERENT COST CLASSIFICATIONS FOR DIFFERENT PURPOSES 40

- The Traditional Format Income Statement 40
- The Contribution Format Income Statement 42

Summary 43

- Guidance Answers to Decision Point 44
- Guidance Answers to Concept Checks 44
- Review Problem 1: Cost Terms 44
- Review Problem 2: Income Statement Formats 45
- Glossary 46
- Questions 47
- Applying Excel 48
- The Foundational 15 49
- Exercises 50
- Problems 56
- Building Your Skills 60

CHAPTER TWO 62

Job-Order Costing: Calculating Unit Product Costs 62

JOB-ORDER COSTING—AN OVERVIEW 64

JOB-ORDER COSTING—AN EXAMPLE 65

- Measuring Direct Materials Cost 66
- Job Cost Sheet 67
- Measuring Direct Labor Cost 67
- Computing Predetermined Overhead Rates 68
- Applying Manufacturing Overhead 70
- Manufacturing Overhead—A Closer Look 70
- The Need for a Predetermined Rate 71

Computation of Total Job Costs and Unit Product Costs 72

JOB-ORDER COSTING—A MANAGERIAL PERSPECTIVE 73

- Choosing an Allocation Base—A Key to Job Cost Accuracy 73

JOB-ORDER COSTING USING MULTIPLE PREDETERMINED OVERHEAD RATES 74

Multiple Predetermined Overhead Rates—A Departmental Approach 74

Multiple Predetermined Overhead Rates—An Activity-Based Approach 77

JOB-ORDER COSTING—AN EXTERNAL REPORTING PERSPECTIVE 78

Overhead Application and the Income Statement 78

Job Cost Sheets: A Subsidiary Ledger 78

JOB-ORDER COSTING IN SERVICE COMPANIES 79

Summary 80

Guidance Answer to Decision Point 80

Guidance Answers to Concept Checks 81

Review Problem: Calculating Unit Product Costs 81

Glossary 83

Questions 83

Applying Excel 83

The Foundational 15 85

Exercises 86

Problems 91

Building Your Skills 94

CHAPTER THREE 96

Job-Order Costing: Cost Flows and External Reporting 96

JOB-ORDER COSTING—THE FLOW OF COSTS 98

The Purchase and Issue of Materials 99

Issue of Direct and Indirect Materials 99

Labor Cost 100

Manufacturing Overhead Costs 101

Applying Manufacturing Overhead 102

The Concept of a Clearing Account 102

Nonmanufacturing Costs 104

Cost of Goods Manufactured 105

Cost of Goods Sold 105

SCHEDULES OF COST OF GOODS MANUFACTURED AND COST OF GOODS SOLD 108

UNDERAPPLIED AND OVERAPPLIED OVERHEAD—A CLOSER LOOK 111

Computing Underapplied and Overapplied Overhead 111

Disposition of Underapplied or Overapplied Overhead Balances 113

Closed to Cost of Goods Sold 114

Closed Proportionally to Work in Process, Finished Goods, and Cost of Goods Sold 114

Comparing the Two Methods for Disposing of Underapplied or Overapplied Overhead 116

A General Model of Product Cost Flows 116

Summary 117

Guidance Answers to Decision Point 118

Guidance Answers to Concept Checks 118

Review Problem: The Flow of Costs in a Job-Order Costing System 118

Glossary 121

Questions 122

Applying Excel 122

The Foundational 15 123

Exercises 124

Problems 128

Building Your Skills 133

Appendix 3A: Job-Order Costing: A Microsoft Excel-Based Approach 135

Appendix 3A: Exercises and Problems 140

CHAPTER FOUR 146

Activity-Based Costing 146

ASSIGNING OVERHEAD COSTS TO PRODUCTS 148

Plantwide Overhead Rate 148

Departmental Overhead Rates 149

Activity-Based Costing (ABC) 149

DESIGNING AN ACTIVITY-BASED COSTING SYSTEM 151

Hierarchy of Activities 151

An Example of an Activity-Based Costing System Design 153

USING ACTIVITY-BASED COSTING 154

Comtek Inc.'s Basic Data 155

Direct Labor-Hours as a Base 156

Computing Activity Rates 156

Computing Product Costs 157

Shifting of Overhead Cost 158

TARGETING PROCESS IMPROVEMENTS 160

EVALUATION OF ACTIVITY-BASED COSTING 160

The Benefits of Activity-Based Costing 160

Limitations of Activity-Based Costing 160

The Cost of Implementing Activity-Based Costing 161

Limitations of the ABC Model 161

Modifying the ABC Model 161

Activity-Based Costing and Service Industries 162

Summary 163

Guidance Answers to Decision Point 163

Guidance Answers to Concept Checks 163

Review Problem: Activity-Based Costing 164

Glossary 166

Questions 166

Applying Excel 166

The Foundational 15 169

Exercises 170

Problems 175


Building Your Skills 180

CHAPTER FIVE 184

Process Costing 184

COMPARISON OF JOB-ORDER AND PROCESS COSTING 186

Similarities between Job-Order and Process Costing 186



Differences between Job-Order and Process Costing	186
COST FLOWS IN PROCESS COSTING	187
Processing Departments	187
The Flow of Materials, Labor, and Overhead Costs	187
Materials, Labor, and Overhead Cost Entries	189
Materials Costs	189
Labor Costs	189
Overhead Costs	189
Completing the Cost Flows	190
PROCESS COSTING COMPUTATIONS: THREE KEY CONCEPTS	191
Key Concept #1	191
Key Concept #2	191
Key Concept #3	191
THE WEIGHTED-AVERAGE METHOD: AN EXAMPLE	192
Step 1: Compute the Equivalent Units of Production	192
Step 2: Compute the Cost per Equivalent Unit	195
Step 3: Assign Costs to Units	196
Step 4: Prepare a Cost Reconciliation Report	197
OPERATION COSTING	198
Summary	199
Guidance Answer to Decision Point	199
Guidance Answers to Concept Checks	199
Review Problem: Process Cost Flows and Costing Units	199
Glossary	202
Questions	202
Applying Excel	203
The Foundational 15	204
Exercises	205
Problems	209
Building Your Skills	213

CHAPTER SIX 216

Cost-Volume-Profit Relationships 216

THE BASICS OF COST-VOLUME-PROFIT (CVP) ANALYSIS 219

Contribution Margin	219
CVP Relationships in Equation Form	222
CVP Relationships in Graphic Form	223
Preparing the CVP Graph	223
Contribution Margin Ratio (CM Ratio) and the Variable Expense Ratio	225
Applications of the Contribution Margin Ratio	226
Additional Applications of CVP Concepts	228
Example 1: Change in Fixed Cost and Sales Volume	229
Alternative Solution 1	229
Alternative Solution 2	229
Example 2: Change in Variable Costs and Sales Volume	230
Solution	230
Example 3: Change in Fixed Cost, Selling Price, and Sales Volume	230

Solution	230
Example 4: Change in Variable Cost, Fixed Cost, and Sales Volume	231
Solution	231
Example 5: Change in Selling Price	231
Solution	231

BREAK-EVEN AND TARGET PROFIT ANALYSIS 232

Break-Even Analysis	232
The Equation Method	232
The Formula Method	232
Break-Even in Dollar Sales	233
Target Profit Analysis	234
The Equation Method	234
The Formula Method	234
Target Profit Analysis in Terms of Dollar Sales	234
The Margin of Safety	235

CVP CONSIDERATIONS IN CHOOSING A COST STRUCTURE 237

Cost Structure and Profit Stability	237
Operating Leverage	239

STRUCTURING SALES COMMISSIONS 240

SALES MIX 241

The Definition of Sales Mix	241
Sales Mix and Break-Even Analysis	241
Summary	243
Guidance Answers to Decision Point	244
Guidance Answers to Concept Checks	245
Review Problem: CVP Relationships	245
Glossary	248
Questions	248
CHAPTER 6: Applying Excel	249
The Foundational 15	250
Exercises	250
Problems	255
Building Your Skills	263
Appendix 6A: Analyzing Mixed Costs	265
Glossary (Appendix 6A)	272
Appendix 6A: Exercises and Problems	273

CHAPTER SEVEN 280

Variable Costing and Segment Reporting: Tools for Management 280

OVERVIEW OF VARIABLE AND ABSORPTION COSTING 282

Variable Costing	282
Absorption Costing	282
Selling and Administrative Expenses	282
Summary of Differences	283
VARIABLE AND ABSORPTION COSTING—AN EXAMPLE	284
Variable Costing Contribution Format Income Statement	285
Absorption Costing Income Statement	287

RECONCILIATION OF VARIABLE COSTING WITH ABSORPTION COSTING INCOME	289
ADVANTAGES OF VARIABLE COSTING AND THE CONTRIBUTION APPROACH	292
Enabling CVP Analysis	292
Explaining Changes in Net Operating Income	293
Supporting Decision Making	293
SEGMENTED INCOME STATEMENTS AND THE CONTRIBUTION APPROACH	294
Traceable and Common Fixed Costs and the Segment Margin	294
Identifying Traceable Fixed Costs	295
Traceable Fixed Costs Can Become Common Fixed Costs	296
SEGMENTED INCOME STATEMENTS—AN EXAMPLE	297
Levels of Segmented Income Statements	297
SEGMENTED INCOME STATEMENTS—DECISION MAKING AND BREAK-EVEN ANALYSIS	300
Decision Making	300
Break-Even Analysis	300
SEGMENTED INCOME STATEMENTS—COMMON MISTAKES	302
Omission of Costs	302
Inappropriate Methods for Assigning Traceable Costs among Segments	303
Failure to Trace Costs Directly	303
Inappropriate Allocation Base	303
Arbitrarily Dividing Common Costs among Segments	303
INCOME STATEMENTS—AN EXTERNAL REPORTING PERSPECTIVE	304
Companywide Income Statements	304
Segmented Financial Information	305
Summary	305
Guidance Answers to Decision Point	306
Guidance Answers to Concept Checks	306
Review Problem 1: Contrasting Variable and Absorption Costing	307
Review Problem 2: Segmented Income Statements	309
Glossary	311
Questions	311
Chapter 7: Applying Excel	311
The Foundational 15	313
Exercises	314
Problems	321
Building Your Skills	328

CHAPTER EIGHT 332

Master Budgeting 332

WHY AND HOW DO ORGANIZATIONS CREATE BUDGETS?	334
Advantages of Budgeting	334
Responsibility Accounting	335

Choosing a Budget Period	335
The Self-Imposed Budget	335
Human Factors in Budgeting	336
THE MASTER BUDGET: AN OVERVIEW	337
Seeing the Big Picture	338
PREPARING THE MASTER BUDGET	339
The Beginning Balance Sheet	341
The Budgeting Assumptions	342
The Sales Budget	343
The Production Budget	345
Inventory Purchases—Merchandising Company	346
The Direct Materials Budget	347
The Direct Labor Budget	349
The Manufacturing Overhead Budget	350
The Ending Finished Goods Inventory Budget	351
The Selling and Administrative Expense Budget	351
The Cash Budget	353
The Budgeted Income Statement	357
The Budgeted Balance Sheet	358
Summary	360
Guidance Answer to Decision Point	361
Guidance Answers to Concept Checks	361
Review Problem: Budget Schedules	362
Glossary	364
Questions	364
Applying Excel	364
The Foundational 15	366
Exercises	367
Problems	375
Cases	386

CHAPTER NINE 390

Flexible Budgets, Standard Costs, and Variance Analysis 390

THE VARIANCE ANALYSIS CYCLE	392
FLEXIBLE BUDGETS	393
Characteristics of a Flexible Budget	393
Deficiencies of the Static Planning Budget	393
How a Flexible Budget Works	396
FLEXIBLE BUDGET VARIANCES	397
Revenue Variances	397
Spending Variances	398
FLEXIBLE BUDGETS WITH MULTIPLE COST DRIVERS	399
STANDARD COSTS—SETTING THE STAGE	401
Setting Direct Materials Standards	402
Setting Direct Labor Standards	402
Setting Variable Manufacturing Overhead Standards	403
Using Standards in Flexible Budgets	404
A GENERAL MODEL FOR STANDARD COST VARIANCE ANALYSIS	405
USING STANDARD COSTS—DIRECT MATERIALS VARIANCES	406

The Materials Price Variance	407
The Materials Quantity Variance	408
USING STANDARD COSTS—DIRECT LABOR VARIANCES	410
The Labor Rate Variance	410
The Labor Efficiency Variance	411
USING STANDARD COSTS—VARIABLE MANUFACTURING OVERHEAD VARIANCES	412
The Variable Manufacturing Overhead Rate and Efficiency Variances	413
AN IMPORTANT SUBTLETY IN THE MATERIALS VARIANCES	415
Summary	417
Guidance Answers to Decision Point	418
Guidance Answers to Concept Checks	418
Review Problem 1: Variance Analysis Using a Flexible Budget	418
Review Problem 2: Standard Costs	420
Glossary	422
Questions	422
Chapter 9: Applying Excel	423
The Foundational 15	424
Exercises	425
Problems	431
Building Your Skills	437
Appendix 9A: Predetermined Overhead Rates and Overhead Analysis in a Standard Costing System	440
Glossary	447
Appendix 9A: Exercises and Problems	447
Appendix 9B: Standard Cost Systems: A Financial Reporting Perspective Using Microsoft Excel	453
Appendix 9B: Exercises and Problems	459

CHAPTER TEN 466

Performance Measurement in Decentralized Organizations 466

DECENTRALIZATION IN ORGANIZATIONS	468
Advantages and Disadvantages of Decentralization	468
RESPONSIBILITY ACCOUNTING	469
Cost, Profit, and Investment Centers	469
Cost Center	469
Profit Center	469
Investment Center	469
EVALUATING INVESTMENT CENTER PERFORMANCE—RETURN ON INVESTMENT	470
The Return on Investment (ROI) Formula	470
Net Operating Income and Operating Assets Defined	470
Understanding ROI	471
Criticisms of ROI	474
RESIDUAL INCOME	474
Motivation and Residual Income	476
Divisional Comparison and Residual Income	477

OPERATING PERFORMANCE MEASURES	479
Throughput (Manufacturing Cycle) Time	479
Delivery Cycle Time	479
Manufacturing Cycle Efficiency (MCE)	479
Example	480
Solution	481
BALANCED SCORECARD	482
Common Characteristics of Balanced Scorecards	482
A Company's Strategy and the Balanced Scorecard	484
Tying Compensation to the Balanced Scorecard	486
Summary	487
Guidance Answer to Decision Point	488
Guidance Answers to Concept Checks	488
Review Problem: Return on Investment (ROI) And Residual Income	488
Glossary	489
Questions	490
Chapter 10: Applying Excel	490
The Foundational 15	491
Exercises	492
Problems	496
Building Your Skills	503

CHAPTER ELEVEN 506

Differential Analysis: The Key to Decision Making 506

DECISION MAKING: SIX KEY CONCEPTS	508
Key Concept #1	508
Key Concept #2	508
Key Concept #3	508
Key Concept #4	509
Key Concept #5	509
Key Concept #6	509
IDENTIFYING RELEVANT COSTS AND BENEFITS: AN EXAMPLE	510
DECISION ANALYSIS: THE TOTAL COST AND DIFFERENTIAL COST APPROACHES	512
Why Isolate Relevant Costs?	514
ADDING AND DROPPING PRODUCT LINES AND OTHER SEGMENTS	515
An Illustration of Cost Analysis	515
A Comparative Format	517
Beware of Allocated Fixed Costs	518
MAKE OR BUY DECISIONS	520
Strategic Aspects of the Make or Buy Decision	520
An Example of a Make or Buy Decision	520
Opportunity Cost	523
SPECIAL ORDER DECISIONS	523
VOLUME TRADE-OFF DECISIONS	525
What Is a Constraint?	525
Utilizing a Constrained Resource to Maximize Profits	526
Managing Constraints	529

**JOINT PRODUCT COSTS AND SELL OR PROCESS
FURTHER DECISIONS 531**

Santa Maria Wool Cooperative: An Example 531

**ACTIVITY-BASED COSTING AND RELEVANT
COSTS 534**

Summary 535

Guidance Answers to Decision Point 535

Guidance Answers to Concept Checks 536

Review Problem: Differential Analysis 536

Glossary 537

Questions 538

Chapter 11: Applying Excel 538

The Foundational 15 540

Exercises 541

Problems 549

Building Your Skills 557

CHAPTER TWELVE 562

Capital Budgeting Decisions 562

CAPITAL BUDGETING—AN OVERVIEW 564

Typical Capital Budgeting Decisions 564

Cash Flows Versus Net Operating Income 564

Typical Cash Outflows 564

Typical Cash Inflows 565

The Time Value of Money 565

THE PAYBACK METHOD 566

Evaluation of the Payback Method 566

An Extended Example of Payback 567

Payback and Uneven Cash Flows 568

THE NET PRESENT VALUE METHOD 569

The Net Present Value Method Illustrated 569

Recovery of the Original Investment 572

An Extended Example of the Net Present Value Method 574

THE INTERNAL RATE OF RETURN METHOD 575

The Internal Rate of Return Method Illustrated 575

Comparison of the Net Present Value and Internal Rate of
Return Methods 576

**EXPANDING THE NET PRESENT VALUE
METHOD 577**

Least-Cost Decisions 578

UNCERTAIN CASH FLOWS 580

An Example 580

**PREFERENCE DECISIONS—THE RANKING OF
INVESTMENT PROJECTS 581**

Internal Rate of Return Method 582

Net Present Value Method 582

THE SIMPLE RATE OF RETURN METHOD 583

POSTAUDIT OF INVESTMENT PROJECTS 585

Summary 586

Guidance Answer to Decision Point 587

Guidance Answers to Concept Checks 587

Review Problem: Comparison of Capital Budgeting

Methods 588

Glossary 589

Questions 590

Applying Excel 590

The Foundational 15 592

Exercises 593

Problems 597

Cases 604

Appendix 12A: The Concept of Present Value 606

Appendix 12A: Review Problem: Basic Present Value

Computations 609

Appendix 12B: Present Value Tables 612

CHAPTER THIRTEEN 614

Statement of Cash Flows 614

**THE STATEMENT OF CASH FLOWS: KEY
CONCEPTS 617**

Organizing the Statement of Cash Flows 617

Operating Activities: Direct or Indirect Method? 618

The Indirect Method: A Three-Step Process 619

Step 1 619

Step 2 620

Step 3 621

Investing and Financing Activities: Gross Cash Flows 622

Property, Plant, and Equipment 623

Retained Earnings 624

Summary of Key Concepts 625

**AN EXAMPLE OF A STATEMENT OF CASH
FLOWS 626**

Operating Activities 628

Step 1 628

Step 2 628

Step 3 629

Investing Activities 629

Financing Activities 630

Seeing the Big Picture 631

INTERPRETING THE STATEMENT OF CASH FLOWS 633

Consider a Company's Specific Circumstances 633

Consider the Relationships among Numbers 633

Free Cash Flow 634

Earnings Quality 634

Summary 635

Guidance Answers to Decision Point 636

Guidance Answers to Concept Checks 636

Review Problem 637

Glossary 641

Questions 641

The Foundational 15 641


Exercises 643

Problems 646

Building Your Skills 654

Appendix 13A: The Direct Method of Determining the
Net Cash Provided by Operating Activities 654

Appendix 13A: Exercises and Problems 656



CHAPTER FOURTEEN 658

Financial Statement Analysis 658

LIMITATIONS OF FINANCIAL STATEMENT ANALYSIS 660

Comparing Financial Data across Companies 660

Looking beyond Ratios 660

STATEMENTS IN COMPARATIVE AND COMMON-SIZE FORM 660

Dollar and Percentage Changes on Statements 661

Common-Size Statements 663

RATIO ANALYSIS—LIQUIDITY 665

Working Capital 665

Current Ratio 666

Acid-Test (Quick) Ratio 666

RATIO ANALYSIS—ASSET MANAGEMENT 667

Accounts Receivable Turnover 667

Inventory Turnover 668

Operating Cycle 668

Total Asset Turnover 669

RATIO ANALYSIS—DEBT MANAGEMENT 670

Times Interest Earned Ratio 670

Debt-to-Equity Ratio 671

Equity Multiplier 671

RATIO ANALYSIS—PROFITABILITY 672

Gross Margin Percentage 672

Net Profit Margin Percentage 673

Return on Total Assets 673

Return on Equity 674

RATIO ANALYSIS—MARKET PERFORMANCE 675

Earnings per Share 675

Price-Earnings Ratio 676

Dividend Payout and Yield Ratios 676

The Dividend Payout Ratio 676

The Dividend Yield Ratio 676

Book Value per Share 677

SUMMARY OF RATIOS AND SOURCES OF COMPARATIVE RATIO DATA 677

Summary 679

Guidance Answer to Decision Point 680

Guidance Answers to Concept Checks 680

Review Problem: Selected Ratios and Financial

Leverage 681

Glossary 683

Questions 683

The Foundational 15 683

Exercises 684

Problems 689

Building Your Skills 695

Integration Exercises: An Overview 698

Integration Exercises 698

Index 709

